


Yoshimi Town Garbage & Waste Sorting Guide



Burnable Waste



Bag for burnable

- Please use this bag.
- Please drain liquids of the kitchen garbage thoroughly and bind the bag with a string.

◆ Contents ◆



Kitchen refuse



Waste paper



Flower



Photo



Disposable diapers (Excluding filth)



Branch tree (Branch thickness 3cm or less)


- Cut the branches into 60cm lengths and bundle them within 20cm in diameter.
- The branches that are over 3cm in thickness are oversized garbage.

Bottles, Cans, Papers, Clothes

■ Bottles



- Glass bottles
- Beer bottle
- Bottle of drink

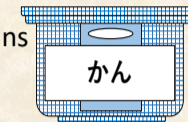


- Rinse the inside of the bottle and place it in the container.
- Remove the bottle cap.

■ Cans (Beverage cans)



- Steel cans
- Aluminum cans



- Rinse the inside of the cans and place it in the container.
- Remove food residue.
- Spray cans are non-burnable garbage.

■ Papers and clothes.



Newspaper (Advertising)



Cardboard



Magazine



Clothes




Milk pack, Sake pack, Beverage pack

- Bundle each with a string.
- Fold and tie them with a string. Put them in a plastic bag on a rainy day.
- Tie the paper pack with a string. Paper packs with silver paper inside are combustible waste. If the spout is plastic, cut it out. (The spout is plastic waste)

Non-burnable waste

Container and packaging (Recyclable Waste)



Bag for recyclable waste

- Please use this bag.
- Applies to food containers and packaging with plastic mark.
- Please wash well as it will be recycled.



◆ Contents ◆



Styrofoam products



Plastic bag



Detergent container



Snack bag



Containers such as shampoo



Pudding and other containers



Egg pack




Plastic tube



Cup noodle container

Other non-burnable waste (crockery, plastic products etc)



Bag for non-burnable

- Please use this bag or put it in a transparent or translucent bag and write "もやせないごみ" on the bag. If you do not write "もやせないごみ" on the bag, it will not be collected.

◆ Contents ◆



Spray can
※Be sure to make a hole.



Umbrella



Kitchen knife
※Cover the blade with cloth or paper



Shoes



Cooking pan



Lighter
※Remove the gas inside.



Kettle



Plastic bucket



Bag

- Please make the size fit in the bag.
- If it does not fit in the bag, please carry it (by) yourself. (Application is required at Yoshimi Town Hall.)

Harmful Wastes

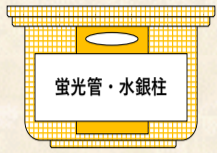
(Dry cell/Fluorescent Lights/Mercury column)

■ Dry cell (Button batteries are also possible)



● In the dry cell collection box.

■ Fluorescent tube, Mercury column, Bulb



● Put in a container without breaking.

PET bottles



- Liquor
- Mirin
- Soy sauce
- Juice
- Dressing etc

- The one with this mark on the bottom of the PET bottle label or bottle. Or something with a protrusion on the bottom of the PET bottle.

① Remove the label and cap (top) from the PET bottle.



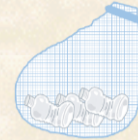
③ Crush the PET bottle



② Rinse the inside of the PET bottle.



④ Put it in the designated net.



※Dispose of labels and caps(top) as Recyclable items (Container / packaging)

Used small household appliances

● Please accept used small household appliances at the Yoshimi Town Hall and bring them to the Chubu Environmental Center. (free)

◆ Contents ◆



Microwave oven



Electric fan



Vacuum cleaner



Boombox



Rice cooker



Hairdryer



Fan heater



Clock

※These are part of the target items.

Oversized garbage(Charge)

● There are two ways to throw it away.

① Bringing in oversized garbage at Saitama Chubu kankyo Center (by) yourself.

② Requesting a dealer to collect oversized garbage.

※Please ask your neighbors for more information or contact Yoshimi town Agricultural Policy and Environment Division. (Nouseikankyoka)

◆ Contents ◆



Bicycle



Bedding



Table



Carpets or rugs



Trunks and branches more than 3 cm thick



Stuffed Doll

※Oversized garbage cannot be dumped at the garbage collection station.

Television, Air conditioner, Washing Machine Refrigerator(Freezer)

※Talk to a nearby electronics store



Television



Air conditioner



Washing Machine



Refrigerator

※It cannot be disposed of in Yoshimi town

Unmanageable items

● Ask a professional dealer or where you bought it.

● It cannot be disposed of in Yoshimi town

◆ Contents ◆



Motorcycles



Tires



Batteries



Polybags



Concrete blocks

Basic rules for the garbage disposal

★ Garbage collection station is managed by residents' association. Please follow the rules for the garbage disposal.

★ Please separate the garbage properly. If you do not understand how to put out garbage, ask the neighbors.

★ If other types of garbage are mixed, they cannot be collected.

★ If the contents remain, they cannot be discarded. Use up the contents before discarding.

★ Be sure to dispose of garbage by 8:30 a.m. on the collection day.

Do not dispose of garbage the previous day or night.

◎ Contact information
Yoshimi town Agricultural Policy and Environment Division(kankyoka)
TEL:0493-54-7811